









































DieselTune 4000 Basic Adapter Kit 200-3021A

Adapter	Part Number	Quantity	Description
	060-0440	2	CLAMP-HOSE, MEDIUM 7/32"-5/8"
	060-0450	2	CLAMP-HOSE, LARGE 7/16"-25/32 HC6-6
	060-4700	1	PRIME ADAPTER
	061-0001	1	FILL ADAPTER
	060-2501	1	FORMS "TANK TO TANK" LOOP ON ALL VEHICLES.
	060-1000	2	GENERAL APPLICATIONS UTILIZING 1/4" FUEL LINE - MALE. (USE WITH SUITABLE HOSE CLAMPS.)
	060-1100	2	GENERAL APPLICATIONS UTILIZING 5/16" FUEL LINE MALE. (USE WITH SUITABLE HOSE CLAMPS.)
	060-1200	2	GENERAL APPLICATIONS UTILIZING 3/8" FUEL LINE - MALE. (USE WITH SUITABLE HOSE CLAMPS.)
	061-3510	2	GENERAL APPLICATIONS UTILIZING 3/16" FUEL LINE - FEMALE. (USE WITH SUITABLE HOSE CLAMPS.)
	060-1300	2	GENERAL APPLICATIONS UTILIZING 1/4" FUEL LINE - FEMALE. (USE WITH SUITABLE HOSE CLAMPS.)
	060-1400	2	GENERAL APPLICATIONS UTILIZING 5/16" FUEL LINE - FEMALE. (USE WITH SUITABLE HOSE CLAMPS.)
	060-1500	2	GENERAL APPLICATIONS UTILIZING 3/8" FUEL LINE - FEMALE. (USE WITH SUITABLE HOSE CLAMPS.)

	061-1550	2	GENERAL APPLICATIONS UTILIZING 1/2" FUEL LINE - FEMALE. (USE WITH SUITABLE HOSE CLAMPS.)
	060-1600	2	12MM BANJO FITTING CIS OR EFI SYSTEMS. IN CONJUNCTION WITH 060-1900, 060-1901, 060-1902.
	060-1602	2	12MM 90° BANJO FITTING IN CONJUNCTION WITH 060-1900, 060-1901, 060-1902
	060-1900 060-1901 060-1902	2	CONNECTS 12MM BANJO FITTINGS FOR DIAGNOSTICS AND/OR CREATING A LOOP.
	060-2300	2	17MM WRENCH SIZE WITH 14MM THREADS - EUROPEAN CARS INLET AND/OR RETURN. MAY BE USED WITH 060-2700.
	060-2402	2	14MM BANJO FITTING
	060-2600	2	19MM WRENCH SIZE WITH 16MM THREADS - EUROPEAN CARS INLET AND/OR RETURN. MAY BE USED WITH 060-2700.
	060-2700	2	14MM X 16MM UNION. USE IN CONJUNCTION WITH 060-2300 AND 060-2600 FOR CIS APPLICATIONS.
	060-2740 060-2741 060-2742	2	CONNECTS 14MM BANJO
	060-2800	2	MQD 1/4 FORD
	060-3902	2	FQD 1/4 Ford
	060-4200	2	MALE 5/16 Metal GM
	060-3900	2	FQD-5/16 Ford
	060-4300	2	MALE 3/8 FORD/GM
	060-3901	2	FQD-3/8 Ford

	060-3903	2	12mm male quick connect
	060-3904	2	12mm female quick connect

DieselTune 4000 Optional Adapters

Adapter	Part Number	Quantity	Description
	061-0008	2	#8 FLARE , 45 DEGREE MALE
	061-0010	2	#10 FLARE, 45 DEGREE MALE
	061-1008	2	#10 X #8 FEMALE FLARE (45E)
	060-3200	2	1/4" MALE NPT.
#4 flare, 45 degree male hose" data-bbox="195 520 325 540"/>	061-0004	2	#4 FLARE, 45 DEGREE MALE
	061-0005	2	#5 FLARE, 45 DEGREE MALE
	061-0006	2	#6 FLARE, 45 DEGREE MALE
	061-0505	2	#5 X #5 FEMALE FLARE (45E) COUPLER
	061-0604	2	#6 X #4 FEMALE FLARE (45E) COUPLER
	061-5800	2	HOSE CONNECTOR FOR AIR BRAKE TYPE FITTINGS 5/8"